



**Director's Report on  
the activity of the fund  
ETF Energie Patria - Tradeville in 2024**

## Contents

1. General information concerning the Fund	3
2. Description of Fund's objectives	4
3. Fund's investment policy	4
4. Macroeconomic and financial market evolutions in 2024	5
5. Fund's performance	7
6. Fund's investments	8
7. Fund's development	9
8. Financial information	10
9. Changes to Fund's documents in 2024	12
10. Risk management	12
11. Using efficient portfolio management techniques	14
12. Remuneration policy	14
13. Important events after the reporting period	14
14. Explanatory note on the relevant items regarding the application of corporate governance principles during 2024 financial year	14
15. Report on the investment policy of SAI Patria Asset Management	15
16. Annexes	16

## 1. General information concerning the Fund

ETF Energie Patria-Tradeville (*the Fund*) is the first sectorial ETF (Exchange Traded Fund) fund in Romania, its objective being to replicate the structure and performance of BET-NG index of Bucharest Stock Exchange (BSE), dedicated to energy and related utilities sector. The Fund offers any natural or legal person access to the most important companies in this sector traded on the BSE, being a modern and efficient alternative to benefit from the performance of the most important Romanian shares of energy and related utilities industry. The Fund is traded on Bucharest Stock Exchange under the symbol PTENGETF and fund units may be purchased and sold via any intermediary authorized to perform trading on the BSE. ETF Energie Patria – Tradeville was launched in 2023, and its trading on Bucharest Stock Exchange started on 22.02.2023.

The Fund was set-up as private partnership without legal status. It is registered in FSA register under no. CSC06FDIR/400128 and was authorized by FSA Decision no. 2/12.01.2023. The Fund is set up for an indefinite period.

The Fund continuously issues/repurchases fund units via unit blocks. Fund units account for an equity interest in the Fund's net assets, and are dematerialized, expressed in RON. The initial value of a fund unit as of the Fund's authorization date was RON 5.

Institutional investors subscribing on the primary market become a contractual party by signing the subscription form and the statement confirming that they received, read and understood the prospectus. Investors holding fund units by purchasing them on the secondary market become a contractual party after the transaction is settled.

Fund's *manager* is SAI Patria Asset Management SA (SAI), a company registered at the Register of Commerce Office Bucharest under no. J40/21078/2017, sole registration code no. 22227862, with registered office in Bucharest, District 2, 42 Soseaua Pipera, 10<sup>th</sup> floor, rooms 1 and 2, zip code 020309, without secondary offices. SAI has been authorized by the NSC (currently the FSA) by Decision no. 275/13.02.2008, registered in the FSA Register under no. PJR05SAIR/320025 on 13.02.2008, phone: 0372.538.671, e-mail office@patriafonduri.ro, website www.patriafonduri.ro, set up for an indefinite period.

Fund's *depository* is BRD - Groupe Société Generale SA, with registered office in Bucharest, 1-7 Ion Mihalache Blvd., District 1, registered at the Register of Commerce under no. J40/608/1991, sole registration code RO361579, registered in FSA Register under no. PJR10DEPR/400007, phone 021.200.83.75, fax 021.200.83.83, website www.brd.ro.

Fund's *auditor* is 3B Expert Audit SRL, with registered office in Bucharest, District 2, 114 Aurel Vlaicu Str., phone 021 211 7459, fax 021 211 7469, e-mail: 3bexpert@auditor.ro, registered in the Register of Commerce under no. J40/6669/1998, sole registration code RO10767770, member of the Romanian Chamber of Financial Auditors as per authorization no. 073/31.05.2001.

## 2. Description of Fund's objectives

The objective of ETF Energie Patria-Tradeville is to replicate the structure and performance of BET-NG index of Bucharest Stock Exchange, dedicated to energy and related utilities sector. The Fund is a tradable UCITS part of open-end investment funds category.

The major difference versus traditional open-end investment funds lies in the option to trade fund units directly on the secondary market (on Bucharest Stock Exchange) this being the only way in which individual investors may buy or sell fund units. Authorized participants also have the option to subscribe and repurchase unit blocks on the primary market.

## 3. Fund's investment policy

The Fund invests only in shares included in BET-NG index and, to a lower extent, in bank deposits. The value of dividends distributed by portfolio companies is reinvested.

Fund's investment strategy is to replicate BET-NG index in full and directly (versus optimized and/or synthetic replication) and this entails investing the resources in the shares part of the index so that compositional error does not exceed 15% in any circumstance. Compositional error is the sum of the differences between the weights of each BET-NG index constituent share and the weights of those shares in the Fund's portfolio.

The main aspects impacting on the capacity of ETF Energie Patria-Tradeville to fully replicate the performance of the reference index mainly relate to legal restrictions on the investment structure of a tradable UCITS and, on a secondary level, to factors like: Fund's management and operation costs (as described in the Fund's Prospectus), applications for Fund units subscription or repurchase (in the form of Unit Blocks or UB) that trigger changes to the portfolio, existence of shares with very low weights in BET-NG index structure, shares with low liquidity and/or free-float being included in BET-NG index, BET-NG index rules on no adjustment for dividends, need to reinvest dividends, corporate events of BET-NG Index constituents (such as additional share issues, share splits or share consolidations), changes in the structure of BET-NG index (elimination, replacement and/or addition of new constituents) and others.

In accordance with the provisions of article 13 of Delegated Regulation (EU) 2365/2015 on transparency of securities financing transactions and of reuse and amending Regulation (EU) No 648/2012, the investment management company informs the investors that, during the year 2024, it did not perform securities financing transactions (did not grant securities loans and did not pledge any related collateral) and did not use total return swap instruments.

BET-NG index is a sectorial index of Bucharest Stock Exchange that reflects the evolution of the companies listed on the regulated market having as main object of activity energy and related utilities. The index structure as of 31.12.2024 is presented in the following table:

Company name (symbol)	Index weight
SPEEH HIDROELECTRICA (H2O)	29.49%

OMV PETROM (SNP)	29.38%
SNGN ROMGAZ (SNG)	15.97%
SN NUCLEARELECTRICA (SNN)	6.74%
SOCIETATEA ENERGETICA ELECTRICA (EL)	6.02%
SNTGN TRANSGAZ (TGN)	5.94%
CNTEE TRANSELECTRICA (TEL)	2.97%
PREMIER ENERGY PLC (PE)	1.97%
CONPET (COTE)	0.70%
ROMPETROL RAFINARE (RRC)	0.50%
OIL TERMINAL (OIL)	0.19%

Source: Bucharest Stock Exchange

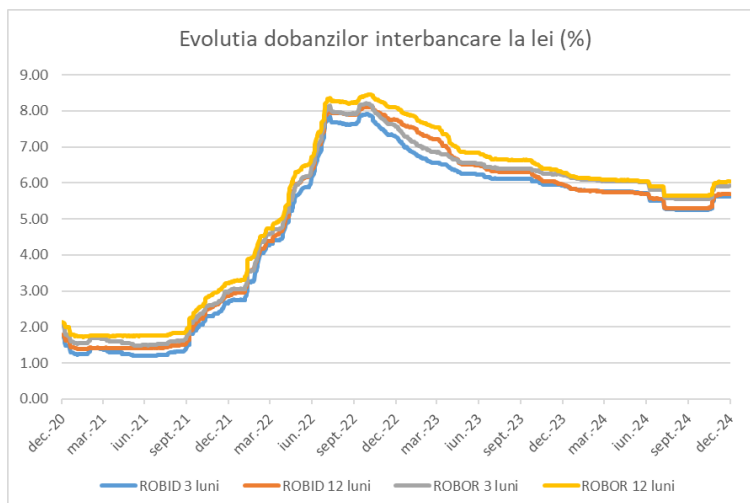
#### 4. Macroeconomic and financial market evolutions in 2024

2024 was characterised by an economic performance below expectations nationwide. According to European Commission forecast for Romania's economy, economic growth was 1.4% in 2024, lower than in the previous years (2.1% in 2023 and 4.1% in 2022 respectively). For the following years, the same forecast indicates an improvement in the evolution of real GDP to 2.5% in 2025 and 2.9% in 2026, respectively.

In terms of consumer price index (CPI), the annual inflation rate in December 2024 (calculated versus December 2023) amounted to 5.14%, slightly lower than the annual inflation rate of 6.61% calculated as of December 2023. RON/EUR exchange rate was kept relatively stable, at an average level of RON 4.9746/EUR, versus RON 4,9465/EUR in the previous year.

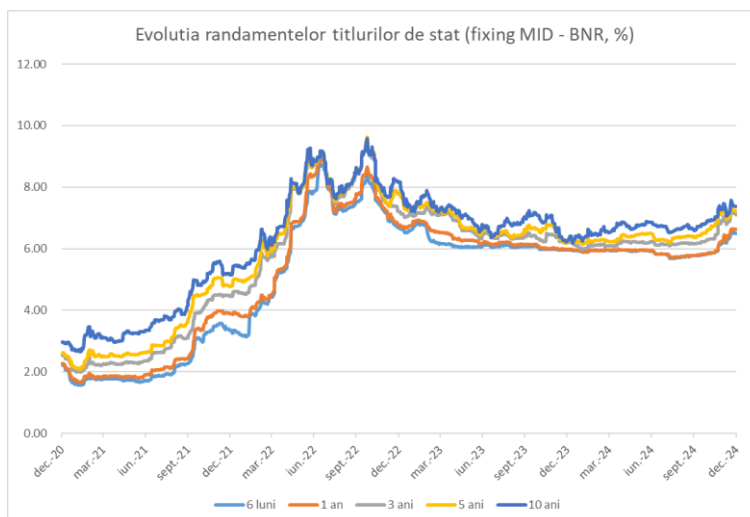
During 2024, the monetary policy rate dropped from 7.00% (in force as of 11 January 2023) to 6.75% on 8 July 2024 and then to 6.5% on 8 August 2024. In turn, ROBID and ROBOR rates as of 31.12.2024 also recorded a decrease as compared to the previous year (while the first 3 quarters saw an upward trend, during the last months of the year this was reversed).

Index	31.12.2024	31.12.2023	Evolution
ROBID 3M	5.62%	5.92%	-30 bp
ROBID 12M	5.70%	5.96%	-26 bp
ROBOR 3M	5.92%	6.22%	-30 bp
ROBOR 12M	6.03%	6.30%	-27 bp



Source: [www.bnr.ro](http://www.bnr.ro)

In 2024 the returns of RON treasury bills increased along the maturity curve, the trend being more visible for longer maturities and in the last months of the year, against the backdrop of political tensions. For 1-year maturity treasury bills the returns increased from 5.98% at 31.12.2023 and 5.93% at 30.06.2024 to 6.63% at 31.12.2024. For 10-year maturity treasury bills the returns continuously increased from 6.23% at 31.12.2023 to 6.87% at 30.06.2024 and then to 7.37% at 31.12.2024. The interest spread between short- and long-term maturities increased significantly.



The first part of 2024 brought along an upward trend for the local stock exchange indices, hence continuing the previous year’s trend. Yet, shares’ quotes were subject to a correction in the second part of the year, and in the last quarter in particular, given the domestic political turmoil as well as certain macroeconomic imbalances, mainly related to trade balance and state budget deficits (problems pending resolution by means of eventual increases in taxes and duties, correlated with a decrease of budget expenses).

Dividends paid by the Romanian companies traded on the stock exchange generally kept a high level as compared to those of other stock exchanges. According to current tax regulations, Romanian investment funds without

legal status (including ETF Energie Patria - Tradeville) are exempted from the payment of dividend tax. The dividends received by the Fund from the issuers of portfolio shares are being reinvested and hence contribute to obtaining a higher performance. Due to the fact that the Fund does not pay dividend tax, it can fully reinvest the gross dividend received. This major tax incentive does not apply to natural persons who directly invest in shares traded on the stock exchange or to non-resident open-end investment funds.

### 5. Fund’s performance

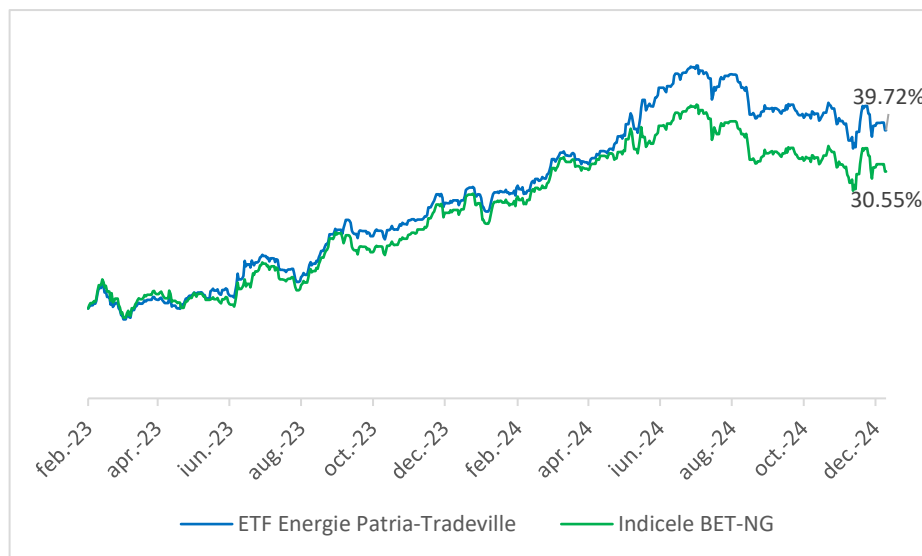
ETF Energie Patria – Tradeville was launched on 07.02.2023, and the Fund’s first trading day on Bucharest Stock Exchange was 22.02.2023. The Fund had a good performance in 2024, substantially higher than inflation rate and the returns of Romanian treasury bills. ETF Energie Patria – Tradeville had a return of +12.54% (calculated based on net asset value per share - NAVPS) during this period, versus an increase of +7.04% of BET-NG index. With regard to the Fund’s trading price on Bucharest Stock Exchange, it registered an increase of 11.94% in 2024 and of 39.29% since its listing and until 31.12.2024.

Fund’s performance, calculated based both on NAVPS (Net Asset Value per Share) and the trading price on the BSE, is as follows:

Performance	NAVPS	ETF price on BSE	BET-NG Index
2024	+12.54%	+11.94%	+7.04%
Since listing (22.02.2023) to 31.12.2023	+24.15%	+24.43%	+21.96%
Since listing (22.02.2023) to 31.12.2024	+39.72%	+39.29%	+30.55%

Source: Patria Asset Management, [www.bvb.ro](http://www.bvb.ro)

The evolution of the fund unit’s value compared to that of BET-NG index, since the Fund’s listing until 31.12.2024, is presented below:

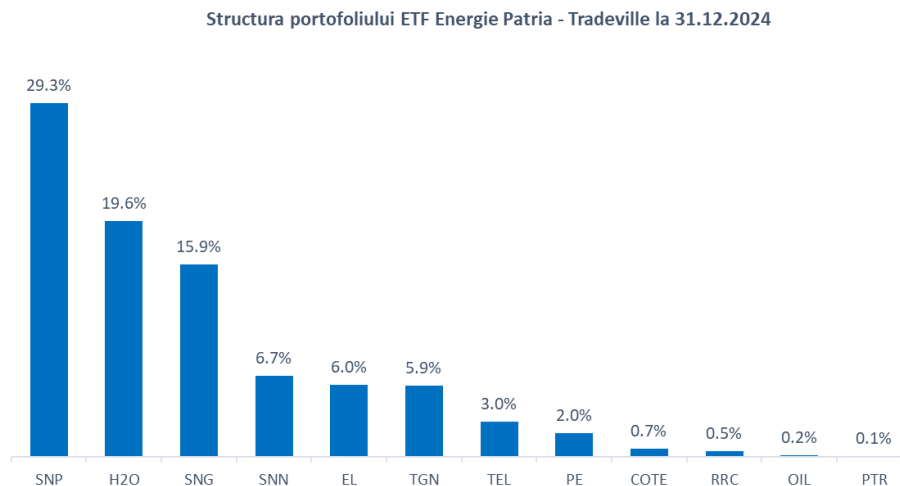


ETF Energie Patria – Tradeville recorded a solid upward evolution in the first half of 2024 (return of 20.48% calculated based on NAVPS), continuing the trend started one year prior, on the backdrop of Hidroelectrica listing and payment of extraordinary dividends by certain companies listed on the stock exchange. During the second half of 2024, the quotes of Romanian shares were subject to a correction, more radical especially towards year end, due to the uncertainty generated by domestic political evolution. Considered as a whole, the return of 12.54% (calculated based on NAVPS) obtained in 2024 by ETF Energie Patria – Tradeville was considerable higher than the inflation rate and the return of Romanian treasury bills.

Fund’s compositional error, being the sum of the differences between the weights of each unit of BET-NG index and the weights of those units in the Fund’s portfolio, was of 9.97% as of 31.12.2024 and registered an average level of 9.52% during 2024. The level of compositional error is subject to the applicable legal provisions allowing only a single issuer in the index portfolio to exceed 20% in the Fund’s portfolio, while BET-NG index has two constituents exceeding this limit. Fund’s replication error, defined as the difference between the marketability of the Fund’s portfolio and the profitability of BET-NG index was 5.50% as of 31.12.2024. Price error, being the difference between the Fund’s annual return calculated on the basis of stock exchange prices and the annual return on BET-NG index, registered a level of 4.90% at 31.12.2024.

## 6. Fund’s investments

The structure of the Fund’s share portfolio as of 31.12.2024 is presented below:



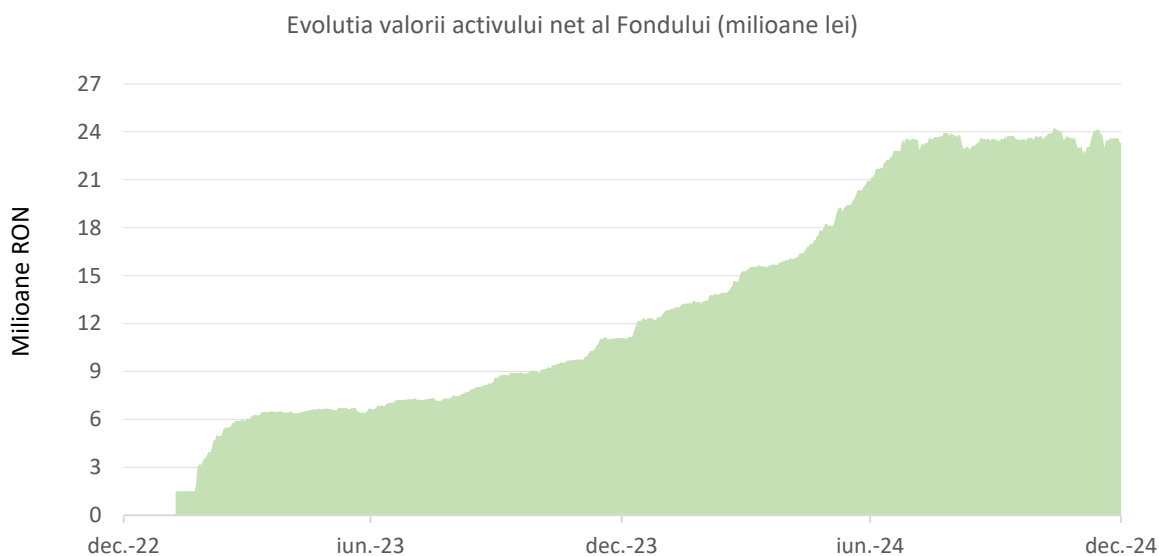
In September 2024, Bucharest Stock Exchange decided to include a new issuer in the calculation of BET-NG index (PE-Premier Energy) according to the methodology used to calculate the indices, namely the selection of the most important listed companies given market capitalization and free float factor. This change in the index was reflected accordingly in ETF Energie Patria – Tradeville portfolio.

## 7. Fund's development

The main indicators of the Fund recorded as of 31.12.2024 and 31.12.2023 are as follows:

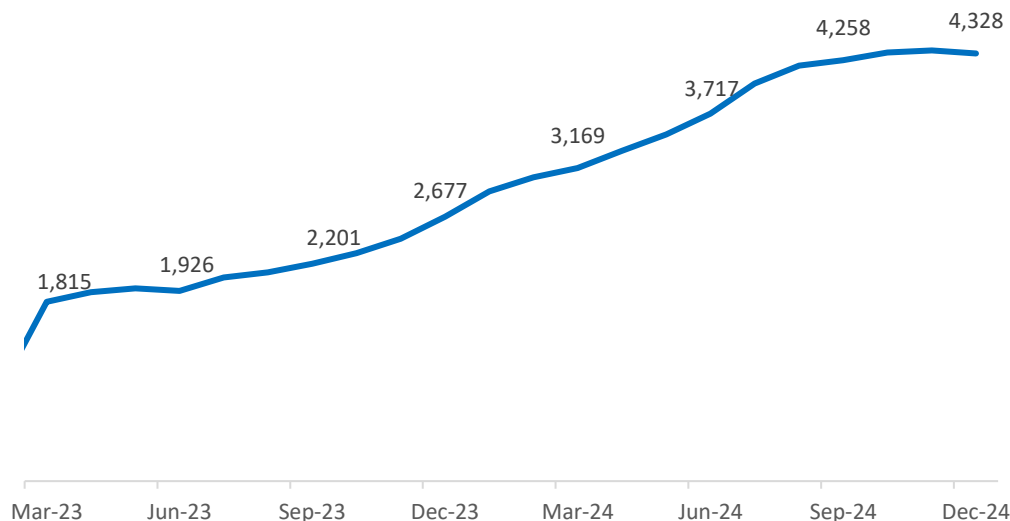
	31.12.2024	31.12.2023	Change (%)
Net asset value per share (RON)	6.9772	6.1999	+12.54%
Net asset (RON)	23,303,866	11,097,844	+109.99%
Number of investors	4,328	2,677	+61.67%

Fund's net asset as of 31 December 2024 was RON 23.3 million as compared to RON 11.1 million at 31 December 2023, up by 110%. For comparison purposes, the assets of all open-end investment funds managed by investment management companies registered in Romania grew by only 30.4% during the same period according to the data provided by the Association of Fund Managers in Romania (AAF).



The number of investors grew by 61.67% in the same period, from 2,677 at 31.12.2023 to 4,328 at 31.12.2024.

Evolutia numarului de investitori in ETF Energie Patria-Tradeville



The assumptions for a favourable development of ETF Energie Patria – Tradeville in the long term remain favourable. Still, the volatility of the political and economic environment, locally and on a global scale, may impact on the future evolution of capital markets and, hence, of the Fund.

The Fund carries out business based on the going concern principle.

## 8. Financial information

The Fund prepared the financial statements as of 31 December 2024 in accordance with FSA Rule no. 39/2015 approving the Accounting Regulations compliant with International Financial Reporting Standards, applicable to entities authorized, regulated and supervised by the Financial Supervisory Authority in the Financial Instruments and Investments Sector. The rule sets out the obligation of open-end investment funds to prepare, starting with 2015 financial year, annual financial statements according to International Financial Reporting Standards, obtained by restating the information included in the annual trial balance prepared based on accounting records kept in accordance with Accounting Regulations compliant with Directive IV of the EEC, applicable to entities authorized, regulated and supervised by the Financial Supervisory Authority.

### Statement of comprehensive income

	<b>2024</b>	<b>2023</b>
Interest income	83,477	35,325
Dividend income	1,186,324	535,818
Net gain / (loss) from financial assets at fair value through profit and loss	501,523	1,207,150
<b>Total income</b>	<b>1,771,324</b>	<b>1,778,293</b>

Deposit and custody fees	(66,850)	(23,506)
Management fees	(232,099)	(77,672)
Expenses with audit services	(11,662)	(11,662)
Other operational expenses	(72,461)	(52,231)
<b>Total expenses</b>	<b>(383,072)</b>	<b>(165,071)</b>
<b>Net profit / (loss)</b>	<b>1,388,252</b>	<b>1,613,222</b>
<b>Total comprehensive income for the period</b>	<b>1,388,252</b>	<b>1,613,222</b>

In 2024 the Fund recorded a net gain from investments in securities of RON 501,523, due to the positive evolution of portfolio shares that followed the growth trend of BET-NG index. Furthermore, the Fund registered dividend income of RON 1,186,324 and interest income of RON 83,477. The expenses with commissions, fees and contributions amounted to RON 383,072. The most significant expenses recorded as operating expenses are: expenses with trading fees of RON 36,539, commissions due to the FSA of RON 18,490, commissions due to the BSE of RON 12,468 and others. The net result registered by the Fund during the period was a profit of RON 1,388,252.

### ***Statement of financial position***

	<b>31 December 2024</b>	<b>31 December 2023</b>
<b>Assets</b>		
Deposits with banks	2,362,121	1,175,049
Financial assets at fair value through profit or loss	20,981,946	9,947,300
Other assets	2,710	1,448
<b>Total Assets</b>	<b>23,346,777</b>	<b>11,123,797</b>
<b>Liabilities</b>		
Other liabilities	45,039	27,246
<b>Total Liabilities</b>	<b>45,039</b>	<b>27,246</b>
<b>Equity</b>		
Share capital	16,700,000	8,950,000
Issue premiums	6,601,738	2,146,551
<b>Total Equity</b>	<b>23,301,738</b>	<b>11,096,551</b>
<b>Total Liabilities and Equity</b>	<b>23,346,777</b>	<b>11,123,797</b>

At 31 December 2024 the equity account registered an increase from RON 8,950,000 at 31 December 2023 to RON 16,700,000 at 31 December 2024, due to the subscriptions made by the Authorized Participant during the year. The number of fund units issued and outstanding as of 31 December 2024 amounted to RON 3,340,000 and

the value of the Fund's net asset, calculated according to International Financial Reporting Standards, was RON 23,346,777.

The value of major indicators is presented below:

1. Asset solvency = EQUITY/TOTAL LIABILITIES= 23,301,738/23,346,777 = 0.99
2. Current ratio = CURRENT ASSETS / CURRENT LIABILITIES = 23,346,777/45,039 = 518.3
3. Debt ratio = TOTAL DEBT / TOTAL ASSETS = 45,039/23,346,777 = 0.002
4. Net worth = TOTAL ASSETS – TOTAL DEBT = 23,346,777 – 45,039 = RON 23,301,738

Asset evaluation for the calculation of net asset value, based on which fund units are issued/redeemed, is made according to the provisions of FSA Regulation no. 9/2014, as subsequently amended and completed. The net asset value calculated in accordance with this Regulation, as of 31 December 2024, was RON 23,303,865.60. The status of the Fund's assets and liabilities and the net asset value, at the end of the year, evaluated as laid down in FSA Regulation no. 9/2014, as subsequently amended and supplemented, are included in Annexes 1 and 2.

According to the applicable law, assets are evaluated per investment categories, and the fund's liabilities (expenses incurred with management fee, deposit and custody fee, BSE listing fees, registry fees, audit fees, expenses with commissions due to intermediaries, banking fees and taxes payable to FSA, as well as the amounts due as payment for the redeemed fund units, but not received by the authorized participant requesting the respective redemptions) are booked separately.

In 2024 the investment management company prepared the weekly reports and other reporting documents having the forms set out in FSA Regulation no. 9/2014 and the applicable law and submitted them to FSA in due time.

The annual financial statements as of 31.12.2024 were audited by 3B Expert Audit SRL.

## 9. Changes to Fund's documents in 2024

The Fund ETF Energie Patria-Tradeville was authorised by FSA authorization no. 2/12.01.2023.

Changes to the documents of ETF Energie Patria – Tradeville open end investment fund according to the issue prospectus and the Fund's rules were approved by FSA Authorisation no. 135/21.10.2024, as follows:

- adding an entry concerning the cases in which the holding thresholds in the Fund's asset are exceeded for reasons independent from the manager's control
- clarifying the terms "funds available" by replacing them with "cash available".

## 10. Risk management

The Fund's net asset value is impacted by the changes occurring on the financial market, as well as by the nature of investments made by the manager. Such changes may occur due to several factors, including the country's economic and political conditions, international relations and others. There is no assurance that the Fund's strategy will always result in a higher net asset. The effectiveness of results is not dependent on the manager's

investment skill. As a consequence, the Fund may be affected by risks such as market risk, investment risk, return risk, reinvestment risk. There is also the legal risk, when an abrupt change in the law impacts on the Fund's return and operating conditions.

#### *Market risk*

In Romania, the market economy is still under transition and there is uncertainty as to the possible direction of politics and economic development in the future. The uncertainty about the political, legal and tax environment including possible adverse changes may have a material impact on the entity's capacity to operate on the market.

Market risk refers to the risk of dropping market prices in general or for a specific category of the Fund's assets and the implicit impact on the fund unit price. This risk is derived from the fluctuation in the market value of the Fund's portfolio constituent shares, which can be related to changes in the market's variables, such as interest rates, exchange rate or asset prices.

Fund's investment policy is a passive one, whereby funds are invested in BET-NG index constituent shares.

#### *Investment risk*

Investment risk is the risk generated by an inefficient asset management or by reasons independent from the manager's strategy (market risk). Part of the investment risk consists in the credit or liquidity risk, namely a negative impact on profit and capital due to a debtor's failure to meet its payment obligations in time or in full, as well as the inability to liquidate or close a portfolio constituent at reasonable cost, in a reasonably short time.

Fund's net asset value is impacted by the changes occurring on the financial and capital markets, as well as by the nature of investments made by the manager. Such changes may occur due to several factors, including the country's economic and political condition, international relations and others.

There is no assurance that the Fund's strategy will always result in a higher net asset.

#### *Price risk*

Price risk is derived from the market fluctuations in the price of the shares included in the Fund's portfolio. For the purposes of covering the price risk, the Fund adopts a policy to diversify the portfolio according to BET-NG index structure, by holding shares with several issuers, part of different industries, some of them independent from others.

#### *Operating risk*

Operating risk is the probability of recording losses or unrealizing the estimated profit due to a failure to adapt or to a deficiency caused by internal factors (related to regulations, processes, internal systems, personnel) or external factors (economic changes, tax changes, disasters, pandemics). Such events may be low in frequency, yet with a possible highly negative impact.

### **11. Using efficient portfolio management techniques**

During the year 2024 ETF Energie Patria - Tradeville did not conclude transactions with financial instruments such as repo or reverse-repo and Fund financing operations via securities as per the provisions of EU Regulation no. 2365/2015. As of 31 December 2024, the Fund did not initiate securities financing transactions (SFT).

### **12. Remuneration policy**

SAI Patria Asset Management has implemented a remuneration policy in accordance with the provisions of Law 74/2015 and ESMA Guidelines, also harmonised with the requirements of Patria Bank Group policy. Annex 3 to this report includes the Remuneration Report of the Board of Directors.

The data included in the remuneration report refer to the Fund's manager, SAI Patria Asset Management, that, as of 31 December 2024 was managing five investment funds, and not to ETF Energie Patria - Tradeville.

### **13. Important events after the reporting period**

During 01 January – 01 April 2025, the Fund issued 70,000 fund units on the primary market (7 blocks) and redeemed 110,000 fund units on the primary market (11 blocks).

The transactions with fund units on Bucharest Stock Exchange after the reporting date did not register unusual volumes or frequencies, but, in general, had a decreasing trend as compared to the levels recorded in 2024.

Fund's net asset as of 1 April 2025 amounted to RON 24,263,225, up by 4.1% as compared to that registered at 31 December 2024.

### **14. Explanatory note on the relevant items regarding the application of corporate governance principles during 2024 financial year**

SAI Patria Asset Management observed during 2024 the provisions of FSA Regulation no. 2/2016 on the application of the principles of corporate governance by the entities authorised, regulated and supervised by the Financial Supervisory Authority, as subsequently amended and supplemented.

In 2024, the Company reviewed the internal procedures relevant for corporate governance, as follows:

- Risk management policy for the funds managed – version 16, December 2024
- Risk management policy for the SAI – Version 8, December 2024
- IFRS accounting policies for the funds managed – Version 8, December 2024
- IFRS accounting policies for the SAI – Version 8, December 2024
- Company's internal regulation – Version 23, December 2024
- Policy for mitigating the risk of money laundering and terrorist financing – Version 5, February 2024
- Internal norm on know-your-customer – Version 3, February 2024
- Remuneration policy – Version 10, February 2024
- Procedure for subscriptions and redemptions via the online platform – Version 3, March 2024

- Investment Policy – Version 2, August 2024
- Procedure on the management of information security incidents – Version 2, December 2024
- Procedure on risk assessment – Version 3, December 2024
- IT operation and security Policy – Version 3, December 2024

By FSA Authorization no. 60/03.06.2024, Mrs. Iliescu Daniela Elena was authorised as member of the Board of Directors for a term of office of 4 years starting on 12.06.2024, as per the Decision of the Ordinary General Shareholders Meeting no. 1 of 16.04.2024. The term of office was extended as it had expired.

FSA Authorization no. 136/21.10.2024 approved the changes occurred in the documents of ETF Energie Patria-Tradeville open-end investment fund according to the issue prospectus and the Fund's rules, as set out above.

According to FSA Authorization no. 165/12.12.2024 Mr. Razvan Florin Pasol was authorized as member of the Board of Directors for a term of office of 4 years starting on 22.01.2025, as per the Decision of the Ordinary General Shareholders Meeting no. 1 of 05.11.2024. The term of office was extended as it had expired.

In 2024 the Board of Directors acknowledged the quarterly reports on the activity of the compliance officer and those on the activity of the risk manager and found that the risk management system and the control system work in the appropriate manner.

During 2024, the members of the Audit Committee gathered and reviewed the auditing and financial reporting process in connection to financial statements. Following the review, the members of the audit committee concluded that the legal provisions were observed.

## **15. Report on the investment policy of SAI Patria Asset Management**

As investment management company, SAI Patria Asset Management invests in shares issued by trading companies on behalf of ETF Energie Patria – Tradeville Fund. Thus, the Fund is a shareholder of the companies listed on the stock exchange and, depending on its stake, may have a role in the corporate governance of these companies and their strategy and performance. SAI Patria Asset Management understands the importance of correct, diligent action, clearly performed in view of protecting the interests of the investors in the funds it manages.

*Monitoring relevant aspects regarding the issuers in which investments were made, including strategy, performance and financial and non-financial risks, capital structure, social and environmental impact and corporate governance.*

The Investment Analysis and Asset Placement Department continuously monitors the important events taking place in relation to the issuers included in the portfolios of managed funds (that may include financial statements, financial and non-financial risks, profit distribution, concluding new contracts, changes in the organizational structure, changes in the members of the boards of directors, income and expenses budgets for the following years in accordance with the companies' strategy, share capital increases or decreases and other operations amending the share capital, company's acquisition policy, changes in the factors and risks with social,

environmental and corporate governance impact and how the company's management approaches and gets involved in ESG risk management, etc).

For the process of monitoring the issuers and their performance, SAI may also use external sources, as well as analysis reports for the issuers included in the portfolios of funds managed or daily press monitoring reports.

According to its internal policies, SAI Patria Asset Management exercises the voting rights derived from its holdings on behalf of the investment fund in at least the following circumstances:

- a) if, after the review of the items on the agenda of General Meetings, it is noticed that these may have a negative impact on the shareholders' interests and on the share price of the respective issuer
- b) if the holdings cumulated by the participants to an issuer at the level of all funds managed by the company exceed 5% of the issuer's share capital.

In 2024 there were no conflicts of interests impacting on the exercise of voting rights by SAI Patria Asset Management, in the name of the Funds Managed.

As manager, SAI Patria Asset Management exercised the voting rights derived from the securities included in the portfolios of the funds managed according to the objectives and investment strategy of each portfolio separately, independently and exclusively for the benefit of the investors in the funds managed.

Risk is inherent to the Fund's activities and is managed via a continuous process. The Fund is exposed to market risk (that includes interest rate risk, risk related to share prices and currency risk), credit risk and liquidity risk in relation to the securities it holds. Moreover, the Fund is exposed to the liquidity risk related to major redemptions and to operating risk. Whereas the risk linked to the ratio between Fund's total assets and trading volume, as well as the costs related to the traded volume, the risk is low. As a general rule, the Fund performs transactions to maintain the asset structure, risk limits or if triggered by the need for liquidity.

According to Fund's prospectus, it may invest only in BET-NG index constituent companies, the Fund's objective being to replicate the index's structure as accurately as possible. It may not invest in other securities or fund units held by other managers based on a discretionary mandate.

## 16. Annexes

This report is supplemented by the following annexes:

- Annex 1: Statement of assets and liabilities of ETF Energie Patria - Tradeville at 31 December 2024
- Annex 2: Detailed breakdown of investments at 31 December 2024
- Annex 3: Board of Directors Remuneration Report
- Annex 4: Statement of assets, liabilities and equity at 31 December 2024
- Annex 4: Statement of income and expenses at 31 December 2024

### **Board of Directors of SAI Patria Asset Management SA**

Pasol Razvan Florin

President of the Board of Directors

**SAI: S.A.I. Patria Asset Management SA**

Authorization decision: 275/13.02.2008 Registration code: PJR05SAIR/320025

Tax code: 22227862

ORNC number: J40/21078/2017

Share capital: 1773600

Address: Sos PIPERA nr.42 et.10 Bucuresti Sector 2

**ETF Energie Patria-Tradeville Open-end Investment Fund**

Authorization decision: 2/12.01.2023

Registration code: CSC06FDIR/400128

**Statement of assets and liabilities during the period 31.12.2023 - 31.12.2024**

Item name	Start of reporting period				End of reporting period				Difference (RON)
	% of net asset	% of total asset	Currency (RON)	RON	% of net asset	% of total asset	Currency (RON)	RON	
<b>I Total active</b>			<b>11,125,090.86</b>	<b>11,125,090.86</b>			<b>23,348,904.40</b>	<b>23,348,904.40</b>	<b>12,223,813.54</b>
1. Transferable securities and money market instruments	89.632723%	89.413204%	9,947,300.18	9,947,300.18	90.036333%	89.862658%	20,981,946.04	20,981,946.04	11,034,645.86
1.1. Transferable securities and money market instruments admitted	89.632723%	89.413204%	9,947,300.18	9,947,300.18	90.036333%	89.862658%	20,981,946.04	20,981,946.04	11,034,645.86
1.1.1. Shares traded in the last 30 days	89.632723%	89.413204%	9,947,300.18	9,947,300.18	90.036333%	89.862658%	20,981,946.04	20,981,946.04	11,034,645.86
1.1.4. Preference/allocation rights	0.000000%	0.000000%	0.00	0.00	0.000000%	0.000000%	0.00	0.00	0.00
10. Other assets, out of which:	0.013051%	0.013019%	1,448.35	1,448.35	0.011627%	0.011605%	2,709.58	2,709.58	1,261.23
10.6 Advance payments	0.013051%	0.013019%	1,448.35	1,448.35	0.011627%	0.011605%	2,709.58	2,709.58	1,261.23
4. Bank deposits	10.599737%	10.573777%	1,176,342.33	1,176,342.33	10.145307%	10.125738%	2,364,248.78	2,364,248.78	1,187,906.45
4.1. Bank deposits with credit institutions in RO	10.599737%	10.573777%	1,176,342.33	1,176,342.33	10.145307%	10.125738%	2,364,248.78	2,364,248.78	1,187,906.45
<b>II Total liabilities</b>			<b>27,246.37</b>	<b>27,246.37</b>			<b>45,038.80</b>	<b>45,038.80</b>	<b>17,792.43</b>
12. FUND'S EXPENSES (liabilities balance)	0.245510%	0.244909%	27,246.37	27,246.37	0.193268%	0.192895%	45,038.80	45,038.80	17,792.43
12.1. Expenses for the payment of fees due to the IMC	0.096225%	0.095990%	10,678.93	10,678.93	0.100955%	0.100761%	23,526.53	23,526.53	12,847.60
12.10. CD Register fee	0.001746%	0.001742%	193.75	193.75	0.000887%	0.000886%	206.77	206.77	13.02
12.11. BSE license fee	0.006391%	0.006375%	709.28	709.28	0.002711%	0.002706%	631.78	631.78	-77.50
12.2. Expenses for the payment of commissions due to the depository	0.028261%	0.028192%	3,136.41	3,136.41	0.028755%	0.028700%	6,701.13	6,701.13	3,564.72
12.3. Expenses for the payment of commissions due to FSA	0.007803%	0.007784%	866.00	866.00	0.007801%	0.007786%	1,818.00	1,818.00	952.00
12.8. Expenses on financial audit	0.105083%	0.104826%	11,662.00	11,662.00	0.050043%	0.049947%	11,662.00	11,662.00	0.00
12.9. BSE listing fee	0.000000%	0.000000%	0.00	0.00	0.002114%	0.002110%	492.59	492.59	492.59
<b>III Net asset value (I - II)</b>			<b>11,097,844.49</b>	<b>11,097,844.49</b>			<b>23,303,865.60</b>	<b>23,303,865.60</b>	<b>12,206,021.11</b>

**Statement of net asset value**

Item name	As of 31.12.2024	As of 31.12.2023	Difference
Net asset value	23,303,865.60	11,097,844.49	12,206,021.11
Number of fund units/shares outstanding	3,340,000.00	1,790,000.00	1,550,000.00
Net asset value	6.9772	6.1999	0.7773

**S.A.I. Patria Asset Management SA**General Manager  
Razvan Florin PASOLCompliance Officer  
Ciortan Adrian

ETF Energie Patria-Tradeville Open-end investment fund – Detailed statement of investments as of 31.12.2024

I. Transferable securities admitted or traded on a regulated market or on an alternative trading system in Romania

1. Shares traded during the last 30 trading days (working days)

Issuer	Share symbol	ISIN Code	Date of last trading session	No. of shares held	Nominal value	Value per share	Total value	Weight in issuer's share capital	Weight in total asset of UCITS
					RON	RON	RON	%	%
CONPET SA PLOIESTI	COTE	ROCOTEACNOR7	31-Dec-24	2,141.00	3.3000	75.4000	161,431.40	0.025%	0.691%
SOCIETATEA ENERGETICA ELECTRICA S.A.	EL	ROELECACNOR5	31-Dec-24	106,253.00	10.0000	13.2000	1,402,539.60	0.031%	6.007%
S.P.E.E.H. HIDROELECTRICA S.A.	H2O	RO4Q0Z5RO1B6	31-Dec-24	37,416.00	10.0000	122.0000	4,564,752.00	0.008%	19.550%
OIL TERMINAL S.A.	OIL	ROOILTACNOR9	31-Dec-24	369,764.00	0.1000	0.1180	43,632.15	0.012%	0.187%
PREMIER ENERGY PLC	PE	CY0200900914	31-Dec-24	23,470.00	0.0050	19.5500	458,838.50	0.019%	1.965%
ROMPETROL WELL SERVICES S.A.	PTR	ROPESAACNOR0	31-Dec-24	50,725.00	0.1000	0.5680	28,811.80	0.018%	0.123%
ROMPETROL RAFINARE S.A.	RRC	ROPTRMACNOR5	31-Dec-24	1,635,255.00	0.1000	0.0695	113,650.22	0.006%	0.487%
S.N.G.N. ROMGAZ S.A.	SNG	ROSNGNACNOR3	31-Dec-24	723,806.00	1.0000	5.1400	3,720,362.84	0.019%	15.934%
S.N. NUCLEARELECTRICA S.A.	SNN	ROSNNEACNOR8	31-Dec-24	37,763.00	10.0000	41.5500	1,569,052.65	0.013%	6.720%
OMV PETROM S.A.	SNP	ROSNPPACNOR9	31-Dec-24	9,654,003.00	0.1000	0.7090	6,844,688.13	0.015%	29.315%
C.N.T.E.E. TRANSELECTRICA	TEL	ROTSELACNOR9	31-Dec-24	18,351.00	10.0000	37.7000	691,832.70	0.025%	2.963%
TRANSGAZ SA	TGN	ROTGNTACNOR8	31-Dec-24	58,949.00	10.0000	23.4500	1,382,354.05	0.031%	5.920%
<b>Total</b>							<b>20,981,946.04</b>		<b>89.863%</b>

IX. Available in current accounts and cash

1. Available in current accounts and cash in RON

Bank name	Current value	Weight in total asset of UCITS
	RON	%
BRD - GROUPE SOCIETE GENERALE S.A.	0.00	0.000%
BRD - GROUPE SOCIETE GENERALE S.A.	0.00	0.000%
<b>Total</b>	<b>0.00</b>	<b>0.000%</b>

X. Bank deposits

1. Bank deposits denominated in RON

Bank name	Date of establishment	Maturity date	Interest rate	Initial value	Daily increase	Cumulative interest	Total value	Weight in total asset of UCITS
			%	RON	RON	RON	RON	%
BRD - GROUPE SOCIETE GENERALE S.A.	31-Dec-24	3-Jan-25	4.39%	2,364,248.78	288.31	0.00	2,364,248.78	10.126%
<b>Total</b>							<b>2,364,248.78</b>	<b>10.126%</b>

Prepared by S.A.I. Patria Asset Management SA  
General Manager  
Razvan Florin PASOL

Compliance Officer  
Adrian CIORTAN

## **Board of Directors Remuneration Report**

Whereas the provisions of art. 49, par. (2) of FSA Regulation no. 2/2016 on the application of the principles of corporate governance by the entities authorised, regulated and supervised by the Financial Supervisory Authority<sup>1</sup>, the Board of Directors of SAI Patria Asset Management hereby issues the present activity report.

According to Art. 9, par. (4) of FSA Regulation no. 9/2019 amending and supplementing Financial Supervisory Authority Regulation no. 2/2016 on the application of the principles of corporate governance by the entities authorised, regulated and supervised by the Financial Supervisory Authority<sup>2</sup>, the Board of Directors of SAI Patria Asset Management carries out the duties of the Remuneration Committee.

According to its internal and legal provisions, the Board of Directors has the following duties:

- a) To ensure that all commitments related to remuneration are structured correctly and responsibly and that the remuneration policies allow for and promote an efficient risk management without leading to risk taking that would exceed the company's risk tolerance level
- b) To review and decide the basic fixed remuneration policy and the variable remuneration policy of the regulated entity so that they match the business strategy, long term objectives and interests and contain measures to prevent the occurrence of conflicts of interest
- c) To review the Remuneration Policy on an annual basis or whenever necessary, also considering the independent assessments performed at least once per year by SAI Patria Asset Management
- d) To ensure the appropriate involvement of control functions in the preparation and appropriate application of the remuneration policy
- e) To provide information regarding the activities performed, as the case may be, to the General Shareholders Meeting.
- f) To make sure that the Remuneration Policy matches the strategy, objectives, values and interests of the asset management company, managed funds and investors.

At least once a year, the Remuneration Policy is subject to an internal review, under the supervision of the Remuneration Committee. In this context, particular focus is placed on the prevention of granting incentives for excessive risk taking and for other behaviours which are not in accordance with the company's interests.

The funds managed by SAI Patria Asset Management SA do not pay performance bonuses to the employees.

---

<sup>1</sup>Art.49, par. (2) – *The annual financial statements of regulated entities prepared according to the applicable accounting regulations are accompanied by the annual report of the remuneration committee, as applicable, and an explanatory note describing the relevant events occurred during the financial year in connection to the enforcement of the provisions included in the present regulation.*

<sup>2</sup>Art. 9, par. (4) - *In case of entities listed in art. 3 that do not set up a remuneration committee, the responsibilities and duties of the Remuneration Committee shall be taken over by the Board.*

## **Remuneration Report of the Board of Directors**

During the year 2024 no changes were made to the Company's Remuneration Policy.

As part of the report, we list below the Company's remuneration indicators:

Indicators/gross amounts	Amounts related to the activity performed in the year subject to reporting (n) 2024 (RON)	Number of beneficiaries	Amounts actually paid during the year subject to reporting (n) 2024 (RON)	Number of beneficiaries	Amounts due during the year in which the report is submitted 2025 or deferred * (RON)	Number of beneficiaries	Staff change
<b>1. Remuneration granted to the entire staff of the asset management company (including outsourced functions)</b>							
Fixed remunerations	1,318,494.00	11	1,269,893.00	11	137,405.00	11	-
Variable remunerations save for performance bonuses, out of which:	-	-	-	-	-	-	-
- cash	-	-	-	-	-	-	-
- other forms (specify each category)	-	-	-	-	-	-	-
Variable remunerations representing performance bonuses	-	-	-	-	-	-	-
<b>2. Remunerations granted to the identified staff of the asset management company ** (including outsourced functions)</b>							
<b>A. BoD/Supervisory Board members, out of which</b>	<b>74.664,00</b>	<b>3</b>	<b>74.664,00</b>	<b>3</b>	<b>6.222,00</b>	<b>3</b>	<b>-</b>
Fixed remunerations	74.664,00	3	74.664,00	3	6.222,00	3	-
Variable remunerations save for performance bonuses, out of which:	-	-	-	-	-	-	-
- cash	-	-	-	-	-	-	-
- other forms (specify each category)	-	-	-	-	-	-	-
Variable remunerations representing performance bonuses	-	-	-	-	-	-	-
<b>B. Managers/members of the Management, out of which:</b>	<b>516,762.00</b>	<b>2</b>	<b>496,739.00</b>	<b>2</b>	<b>51,964.00</b>	<b>2</b>	<b>-</b>
Fixed remunerations	516,762.00	2	496,739.00	2	51,964.00	2	-
Variable remunerations save for performance bonuses, out of which:	-	-	-	-	-	-	-
- cash	-	-	-	-	-	-	-

- other forms (specify each category)	-	-	-	-	-	-	-
Variable remunerations representing performance bonuses	-	-	-	-	-	-	-
<b>C. Control functions (compliance officer; risk manager; internal auditor; chief accountant)</b>	<b>575,915.00</b>	<b>5</b>	<b>549,876.00</b>	<b>5</b>	<b>62,577.00</b>	<b>5</b>	<b>-</b>
Fixed remunerations	575,915.00	5	549,876.00	5	62,577.00	5	-
Variable remunerations save for performance bonuses, out of which:	-	-	-	-	-	-	-
- cash	-	-	-	-	-	-	-
- other forms (specify each category)	-	-	-	-	-	-	-
Variable remunerations representing performance bonuses	-	-	-	-	-	-	-
<b>D. Other functions than those specified at letters A-C above, included in the category of identified staff (specify exactly all the functions included in this category)****</b>	-	-	-	-	-	-	-
Fixed remunerations	-	-	-	-	-	-	-
Variable remunerations save for performance bonuses, out of which:	-	-	-	-	-	-	-
- cash	-	-	-	-	-	-	-
- other forms (specify each category)	-	-	-	-	-	-	-
Variable remunerations representing performance bonuses	-	-	-	-	-	-	-

\*see the provisions of art. 342 par. (1) letters p) and q) of GEO 32/2012, namely those included in point 1 letter n) of Annex 1 to Law no. 74/2015

\*\*related to the identified staff category set by each asset management company SAI/AFIA considering the definition included in ESMA/2013/232 and ESMA/2016/575

Guidelines

President of the Board of Directors,  
Pasol Razvan Florin

Member of the Board of Directors,  
Vancea Grigore Valentin

**STATEMENT OF ASSETS, LIABILITIES AND EQUITY FOR ETF Energie Patria-Tradeville open-end investment fund**  
**as of 31 December 2024**  
(format used by undertakings for collective investment that were not established based on articles of association)

(Code 10)

- RON-

Item name	Account	Row no.	Balance at:	
			Beginning of financial year	End of financial year
B	C	D	1	2
<b>A. NON-CURRENT ASSETS</b>		X	X	X
<b>I. FINANCIAL ASSETS</b>		X	X	X
1. Long term investments (acc. 265)	(acc. 265)	R01	0.00	0.00
2. Long term receivables (acc. 267)	(acc. 267)	R02	0.00	0.00
<b>TOTAL: (row 01 to 02)</b>		R03	<b>0.00</b>	<b>0.00</b>
<b>NON-CURRENT ASSETS - TOTAL(row 03)</b>		R04	<b>0.00</b>	<b>0.00</b>
<b>B. CURRENT ASSETS</b>		X	X	X
<b>I. RECEIVABLES</b>		X	X	X
1. Receivables	(acc. 409+411+413)	R05	0.00	0.00
2. Investors - amount receivable	(acc. 452)	R06	0.00	0.00
3. Other receivables (acc. 446*+461+473*+5187)	(acc. 446*+461+473*+5187)	R07	311.00	0.00
<b>TOTAL: (row 05 to 07)</b>		R08	<b>311.00</b>	<b>0.00</b>
<b>II. SHORT TERM INVESTMENTS</b>		X	X	X
1. Short term investments	(acc.5031+5032+5061+5062+5071+5072+5081+5082+5088+5089+5113 +5114)	R09	9,947,300.00	20,981,946.00
<b>TOTAL: (row 09)</b>		R10	<b>9,947,300.00</b>	<b>20,981,946.00</b>
IV. CASH AND BANK ACCOUNTS	(acc.5112+5121+5124+5125+5311+5314)	R11	1,174,738.00	2,362,121.00
<b>CURRENT ASSETS - TOTAL (row 08+10+11)</b>		R12	<b>11,122,349.00</b>	<b>23,344,067.00</b>
<b>C. ACCRUED EXPENSES</b>	(acc. 471)	R13	1,448.00	2,710.00
<b>D. AMOUNTS TO BE RESUMED WITHIN ONE YEAR</b>		X	X	X
1. Advance Payments from Customers	(acc. 419)	R14	0.00	0.00
2. Trade payables	(acc. 401+408)	R15	23,244.00	36,520.00
3. Accounts payable	(acc. 403)	R16	0.00	0.00
4. Amounts owed for settlement	(acc. 452**)	R17	0.00	0.00
5. Other liabilities (acc.167+168+269+446**+462+473**+509+5191+191+5192+5198+5186)	(acc. 167+168+269+446**+462+473**+509+5191+191+5192+5198+5186)	R18	4,002.00	8,519.00
<b>TOTAL: (row 14 to 18)</b>		R19	<b>27,246.00</b>	<b>45,039.00</b>
<b>E. NET CURRENT ASSETS, NET CURRENT LIABILITIES RESPECTIVELY (row 12+13-19-28)</b>		R20	<b>11,096,551.00</b>	<b>23,301,738.00</b>
<b>F. TOTAL ASSETS MINUS CURRENT LIABILITIES (row 04+20)</b>		R21	<b>11,096,551.00</b>	<b>23,301,738.00</b>
<b>G. AMOUNTS TO BE RESUMED WITHIN MORE THAN ONE YEAR</b>		X	X	X
1. Advance Payments from Customers	(acc. 419)	R22	0.00	0.00
2. Trade payables	(acc. 401+408)	R23	0.00	0.00
3. Accounts payable	(acc. 403)	R24	0.00	0.00
4. Amounts owed for settlement	(acc. 452**)	R25	0.00	0.00
5. Other liabilities (acc.167+168+269+446**+462+473**+509+5191+191+5192+5198+5186)	(acc. 167+168+269+446**+462+473**+509+5191+191+5192+5198+5186)	R26	0.00	0.00
<b>TOTAL: (row 22 la 26)</b>		R27	<b>0.00</b>	<b>0.00</b>
<b>H. DEFERRED INCOME</b>	(acc.472)	R28	<b>0.00</b>	<b>0.00</b>
<b>I. CAPITAL AND RESERVES</b>		X	X	X
<b>I. CAPITAL (row 30)</b>		R29	8,950,000.00	16,700,000.00
- capital related to fund units at nominal value	(acc. 1017)	R30	8,950,000.00	16,700,000.00
<b>II. ISSUE PREMIUMS (row 32)</b>		R31	533,329.00	5,213,486.00
- issue premiums related to fund units	(acc. 1045)	R32	533,329.00	5,213,486.00
<b>III. RESERVES (row 34)</b>		R33	0.00	0.00
1. Reserves	(acc. 106)	R34	0.00	0.00
<b>IV. RETAINED EARNINGS</b>	(acc. 117)	X	X	X
Balance C		R35	0.00	0.00
Balance D		R36	0.00	0.00
<b>V. PROFIT/(LOSS) FOR THE PERIOD</b>	(acc. 121)	X	X	X
Balance C		R37	1,613,222.00	1,388,252.00
Balance D		R38	0.00	0.00
Profit (loss) distribution	(acc. 129)	R39	0.00	0.00
<b>TOTAL EQUITY (row 29+31+33+35-36+37-38-39)</b>		R40	<b>11,096,551.00</b>	<b>23,301,738.00</b>

Director,  
Name and surname  
PASOL RAZVAN FLORIN

Prepared by,  
Name and surname MARINESCU MIRELA ANDREEA  
CHIEF  
Quality ACCOUNTANT

**STATEMENT OF ASSETS, LIABILITIES AND EQUITY FOR ETF Energie Patria-Tradeville open-end investment fund  
as of 31 December 2024  
(format used by undertakings for collective investment that were not established based on articles of association)**

(Code 20)

- RON-

Indicator	Row no.	Values during the reporting period	
		Previous	Current
		1	2
A	B		
<b>A. REVENUES -TOTAL (row 02 to 09)</b>	<b>01</b>	<b>8,255,605.00</b>	<b>22,781,967.00</b>
1. Revenues on long term financial investments (acc. 761)	02	535,818.00	1,186,324.00
2. Revenues from short term financial investments (acc. 762)	03	7,674,730.00	21,495,225.00
3. Revenues from long term receivables (acc. 763)	04	0.00	0.00
4. Revenues on disposal of financial investments (acc. 764)	05	9,732.00	16,941.00
5. Interest income (acc. 766)	06	35,325.00	83,477.00
6. Other financial revenues, including foreign exchange gains (acc. 762, 765, 767, 768)	07	0.00	0.00
7. Fee and commission income (acc. 704)	08	0.00	0.00
8. Other revenues from current activity (754, 758)	09	0.00	0.00
<b>B. EXPENSES WITH CURRENT ACTIVITY -TOTAL (row 11 to 18)</b>	<b>10</b>	<b>6,642,383.00</b>	<b>21,393,715.00</b>
9. Losses on disposal of financial investments (acc. 664)	11	8,371.00	2,216.00
10. Interest expense (acc. 666)	12	0.00	0.00
11. Other financial expenses, including foreign exchange losses (acc. 661, 665, 667, 668)	13	6,470,235.00	21,009,261.00
12. Commissions, fees, contributions (acc. 622)	14	162,852.00	381,048.00
13. Bank commissions and similar charges (acc. 627)	15	925.00	1,190.00
14. Other third party services (acc. 623, 628)	16	0.00	0.00
15. Other taxes, duties and similar expenses (acc. 635)	17	0.00	0.00
16. Other operating expenses (acc. 654, 658)	18	0.00	0.00
<b>C. PROFIT/(LOSS) FROM CURRENT ACTIVITY</b>	<b>19</b>	<b>X</b>	<b>X</b>
- profit (row 01 - 10)	19.1	1,613,222.00	1,388,252.00
- loss (row 10 - 01)	19.2	0.00	0.00
17. REVENUES FROM EXTRAORDINARY ACTIVITY (acc. 771)	20	0.00	0.00
18. EXPENSES WITH EXTRAORDINARY ACTIVITY (acc. 671)	21	0.00	0.00
<b>D. PROFIT/(LOSS) FROM EXTRAORDINARY ACTIVITY</b>	<b>22</b>	<b>X</b>	<b>X</b>
- Profit (row 20 - 21)	22.1	0.00	0.00
- Loss (row 21 - 20)	22.2	0.00	0.00
<b>19. TOTAL REVENUES (row 01 + 20)</b>	<b>23</b>	<b>8,255,605.00</b>	<b>22,781,967.00</b>
<b>20. TOTAL EXPENSES (row 10 + 21)</b>	<b>24</b>	<b>6,642,383.00</b>	<b>21,393,715.00</b>
<b>E. PROFIT/(LOSS) FOR THE PERIOD</b>	<b>25</b>	<b>X</b>	<b>X</b>
- profit (row 23 - 24)	26	1,613,222.00	1,388,252.00
- loss (row 24 - 23)	27	0.00	0.00

**Director,**

Name and surname  
PASOL RAZVAN FLORIN

**Prepared by,**

Name and surname      MARINESCU MIRELA ANDREEA  
Quality                      CHIEF ACCOUNTANT